



Breezhaler Inhaler

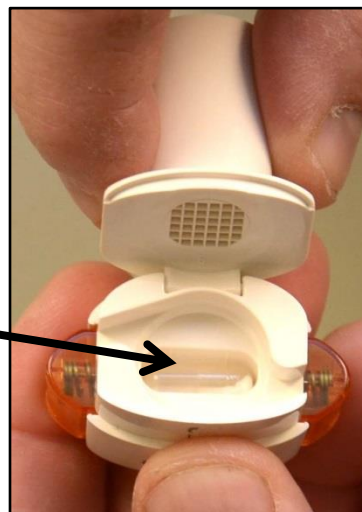
1. Take cap off.
2. Flip mouthpiece open.



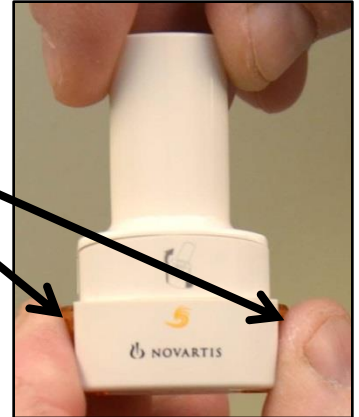
3. Separate one blister by tearing along perforation.
4. Peel away protective backing. Be careful to not push the capsule through the foil.



5. Put the capsule into the chamber and close.



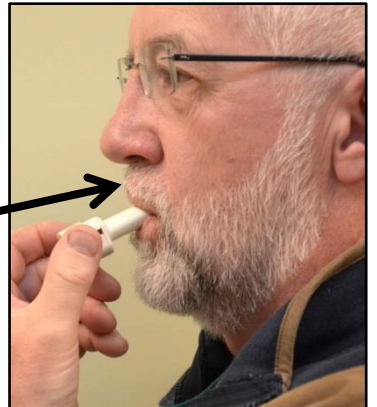
6. Hold inhaler upright. Press the buttons on the sides of the inhaler together. You should hear a click.



7. Hold the inhaler away from your mouth and breathe out one full breath.



8. Put the mouthpiece between your lips and close firmly around it.



9. Inhale one fast, steady breath. You can hear the capsule whirring or rattling as you inhale. Take the inhaler from your mouth and hold your breath for 5 to 10 seconds.
Note: If you do not hear whirring or rattling, the capsule is stuck. Open the device. Loosen the capsule by tapping the base and repeat Steps 6 to 9.

10. After inhaling, open the inhaler to make sure the capsule is empty. If you see medication powder in the capsule and repeat Steps 6 to 9.

11. Discard empty capsule.

12. Put cap on.

